

Appendix Two: Wellbeing Strategy Public Consultation Report 2025

This report summarises the findings from public consultation on the draft Wellbeing Strategy for Arun District Council. The consultation period ran between Wednesday 22nd January until Wednesday 4th February, and included a survey along with a strategic partner briefing session.

This report presents the overall findings of a survey conducted to gauge the level of agreement amongst residents and local stakeholders with the priorities and visions outlined in the draft Wellbeing Strategy 2025-2028. The survey aimed to understand community and stakeholder perspectives on the goals and steps the council will take to improve the Wellbeing of those living in the district.

By capturing a wide range of opinions, this report aims to inform and refine the strategic approach, ensuring it aligns with the needs and expectations of the community and stakeholders.

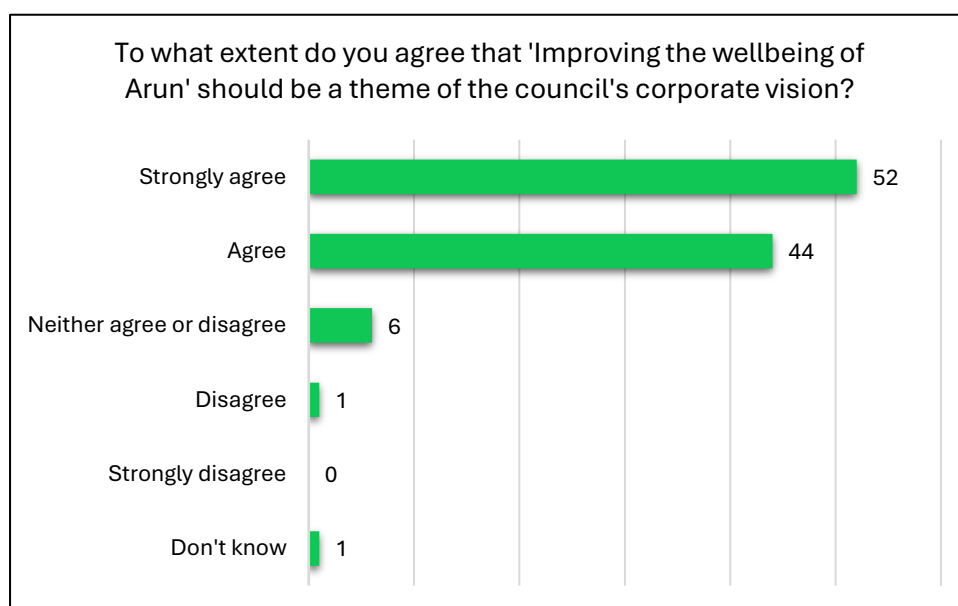
Survey Findings

A total of 104 responses were received from the public. The survey findings provide a broad support for the draft Wellbeing Strategy and agree with the key ambitions that are attributed to the priorities.

A. Our Vision

The four key themes within Arun’s corporate vision are:

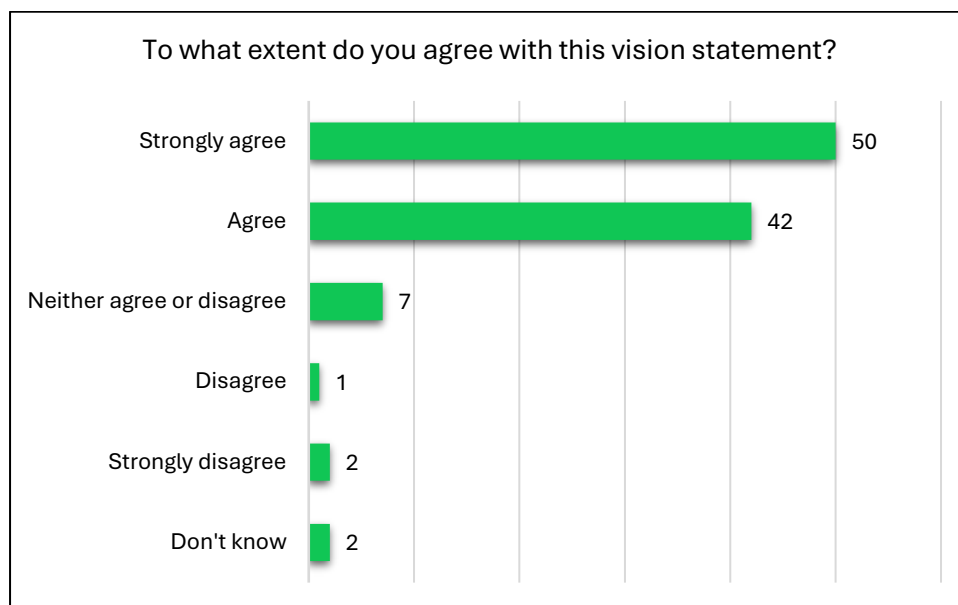
- Improving the Wellbeing of Arun
- Delivering the right homes in the right places
- Supporting our environment to support us
- Fulfilling Arun’s economic potential



The vision received substantial support, with 92% of respondents either strongly agreeing or agreeing. There were a small number of individuals (7) who were neutral or unsure and just 1 who expressed dissent. This indicates broad approval but highlights the need for addressing concerns and uncertainties.

B. Our Wellbeing Vision Statement

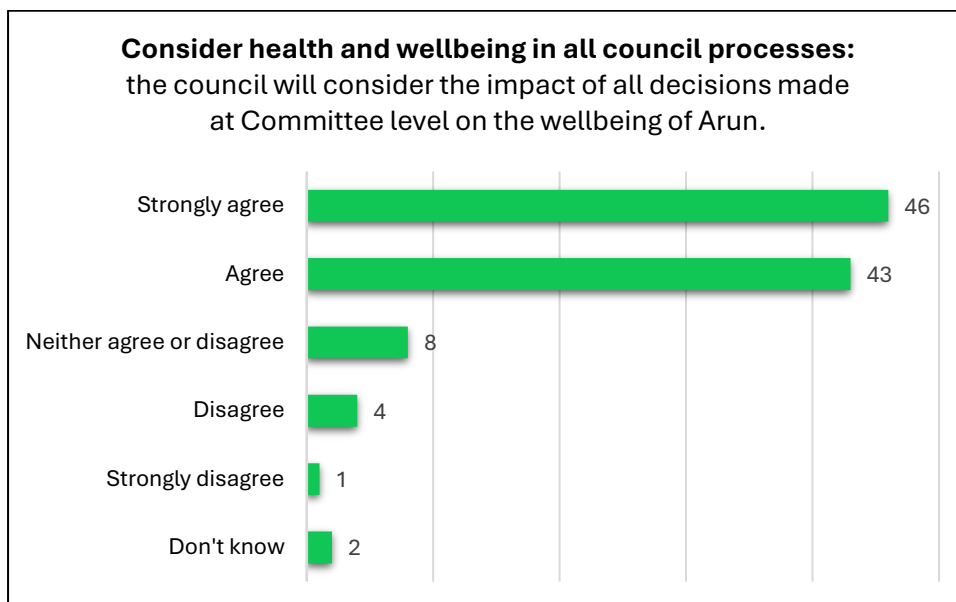
'We will improve the wellbeing of Arun by developing a wellbeing strategy to plan services, resources, amenities and places to help our community thrive'



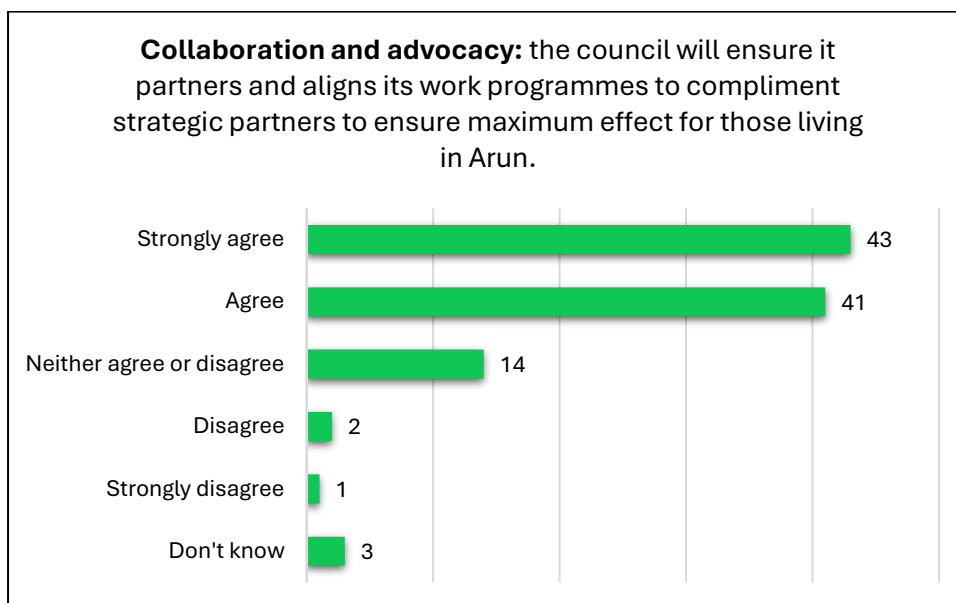
Most respondents support the wellbeing vision statement, with 88% strongly agreeing or agreeing. 7 respondents were neutral or unsure and 3 disagreed or strongly disagreed. There was broad approval for the wellbeing vision with the indication that concerns or uncertainty needed to be addressed.

C. Wellbeing Priorities

Four wellbeing priorities have been identified within the wellbeing strategy and these are set out below. Please indicate the extent to which you agree or disagree with each.

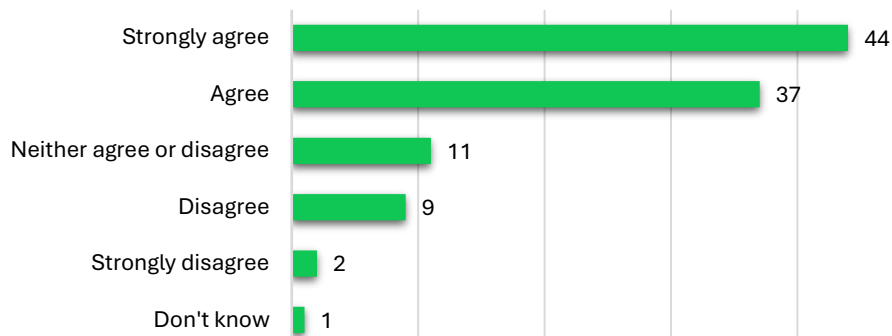


There was strong agreement for this priority, with 85% strongly agreeing to health and wellbeing being considered across decision making in the local authority. 10 respondents were neutral or unsure and 6 disagreed or strongly disagreed.



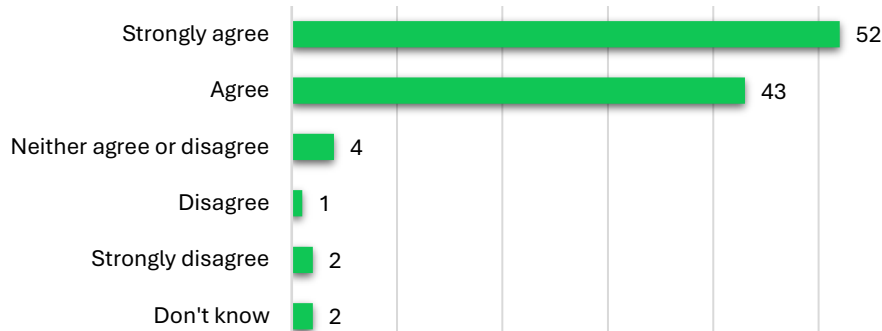
There again was broad agreement for collaboration and advocacy, with 80% strongly agreeing or agreeing. There was a larger group of respondents (17) 16% who were either neutral or unsure and 3 who disagreed or strongly disagreed. It would appear that more clarity on the Council's role in this area is required.

Targeting those most in need: our health data shows that those living in our areas of deprivation have poorer health outcomes than those that do not and therefore we will concentrate our services and programmes in our areas of most need.



78% of respondents agreed that Council resources, services and programmes should be concentrated in areas of most need. 12 were neutral or unsure and 11 disagreed or strongly disagreed. Whilst there was broad agreement for this approach, the Council will need to consider ensuring that its services and programmes reach across all parts of the community.

Supporting infrastructure organisations and avoiding duplication: we will work closely with our community partners and infrastructure organisations to ensure our services are delivered with the greatest impact and to avoid duplication.



There was broad agreement for supporting infrastructure organisations, with 95 (91%) strongly agreeing or agreeing with this priority. Disagreement or neutral responses remained low for this priority, making up 7% of responses all together.

Strategic Partner Feedback

Stakeholder representatives from the Arun Local Community Network were invited to comment, input and feedback on the strategy. This took place over two formal meetings. Partners included:

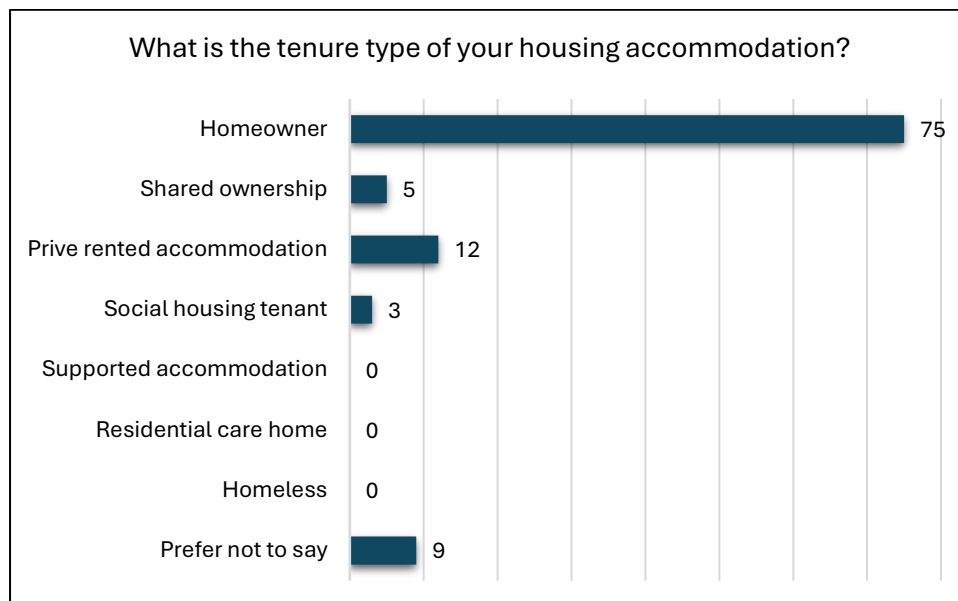
- West Sussex Public Health
- NHS West Sussex
- West Sussex Early Help
- Arun and Chichester Citizens Advice
- Voluntary Action Arun and Chichester
- Age UK
- Arun Integrated Community Team
- Community Transport Sussex
- Carers Support West Sussex
- West Sussex County Council

Stakeholders helped to shape and frame the strategy and other feedback below will help to shape the Action Plan that need greater exploration. Stakeholders have given broad support for the strategy and the priorities. Key points arising for further exploration:

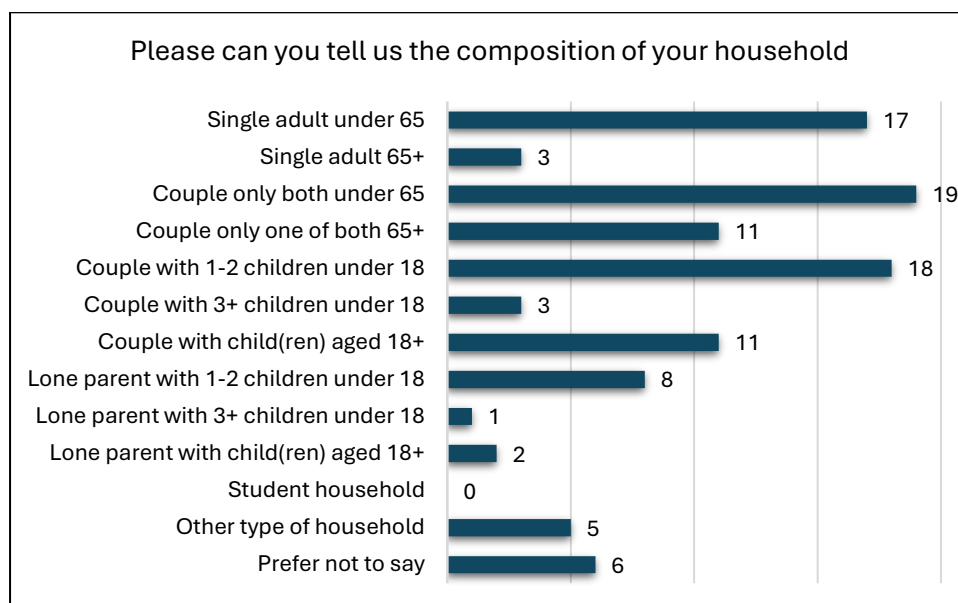
- The role of planning and planning policy
- Cost of living
- What does success look like
- The role of business and the commercial determinants of health
- Good quality homes / standards of living
- Environmental health and licencing
- Communication and engagement

Survey Demographics

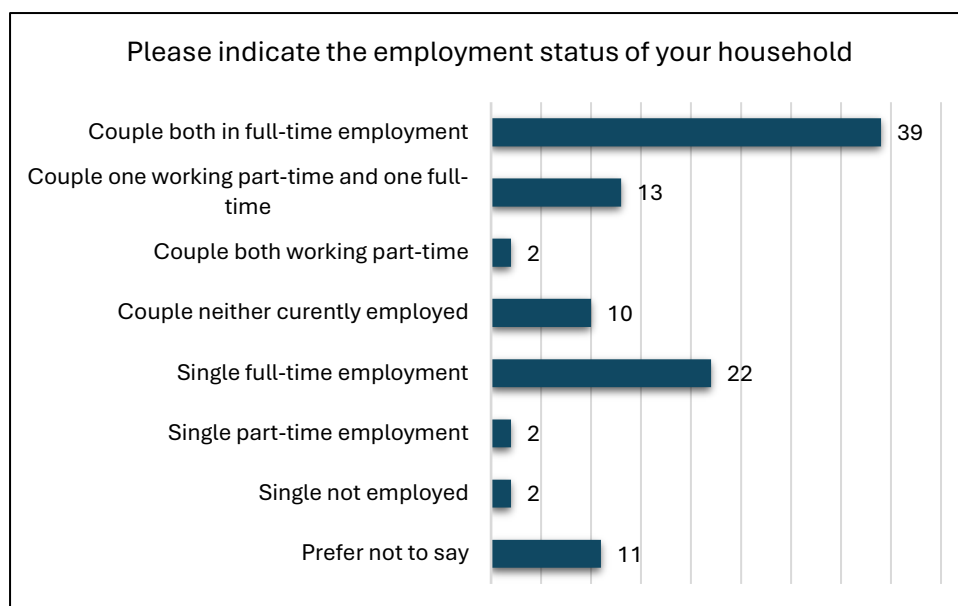
Tenure



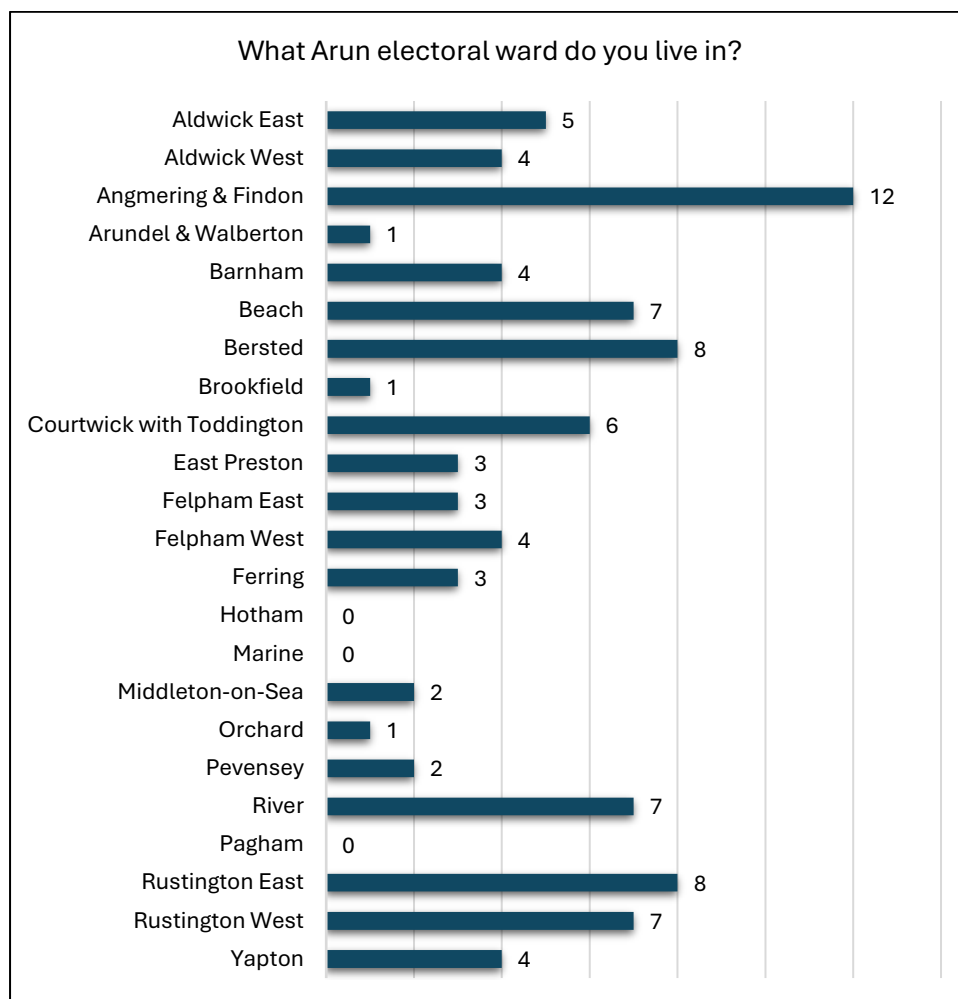
Household Type



Employment Status



Ward Representation



Respondent Characteristics

66% of the respondents were female, 30% were male and 4% preferred not to disclose their gender. The majority of respondents were aged between 40 and 74 – 76%, only 20% were under the age of 40 and 3 were over the age of 75. This indicates a gender and imbalance, which may effect the representativity of the results.

85% of respondents were white British, 7% white other and 3% were from mixed or multiple ethnic background. According to the census, 95.8% of people identify as 'white' in Arun, suggesting that the survey results are largely representative of the population.

80% of respondents stated that they did not consider themselves to have a disability or long term illness, 14% did identify as having a disability or long term illness and 6% preferred not to say. This is representative of the Arun population according to the census that highlighted 17.6% of the population of Arun being identified as disabled.