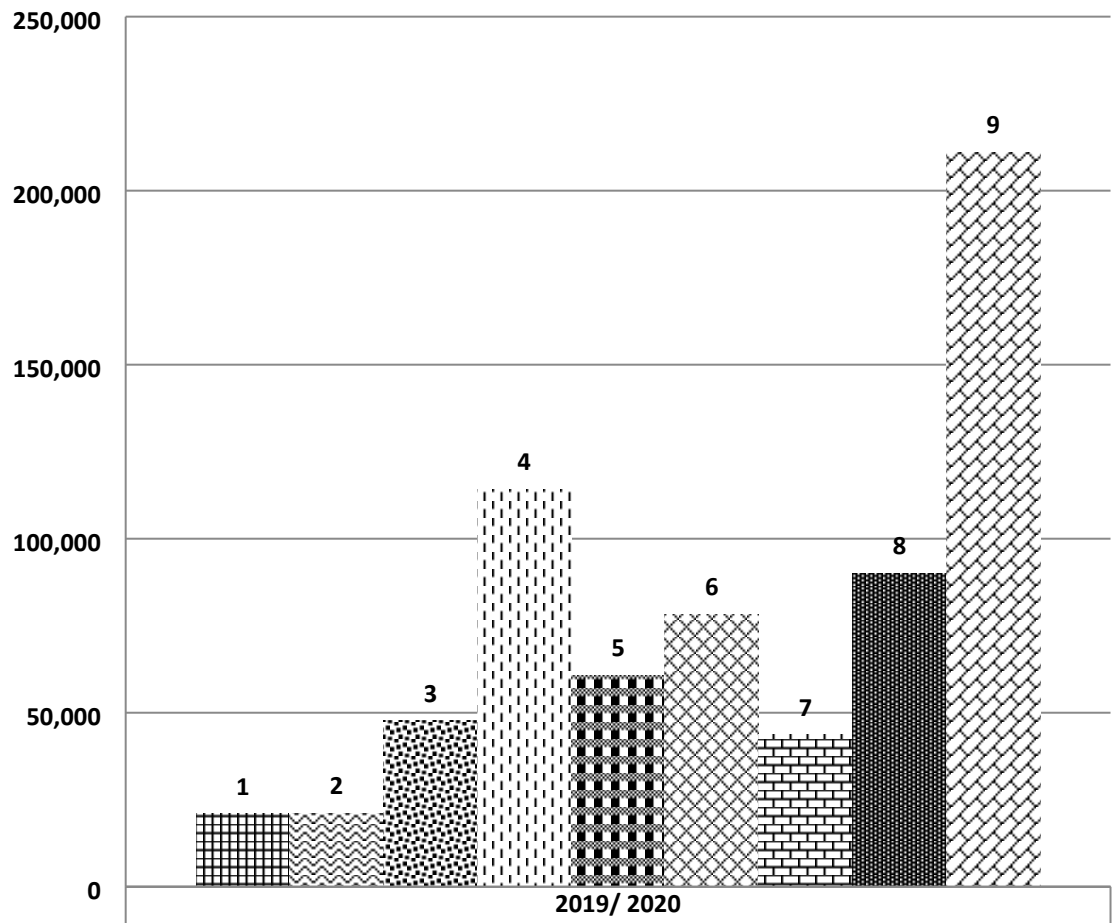


## Arun District Council Website Figures 2019 - 2024

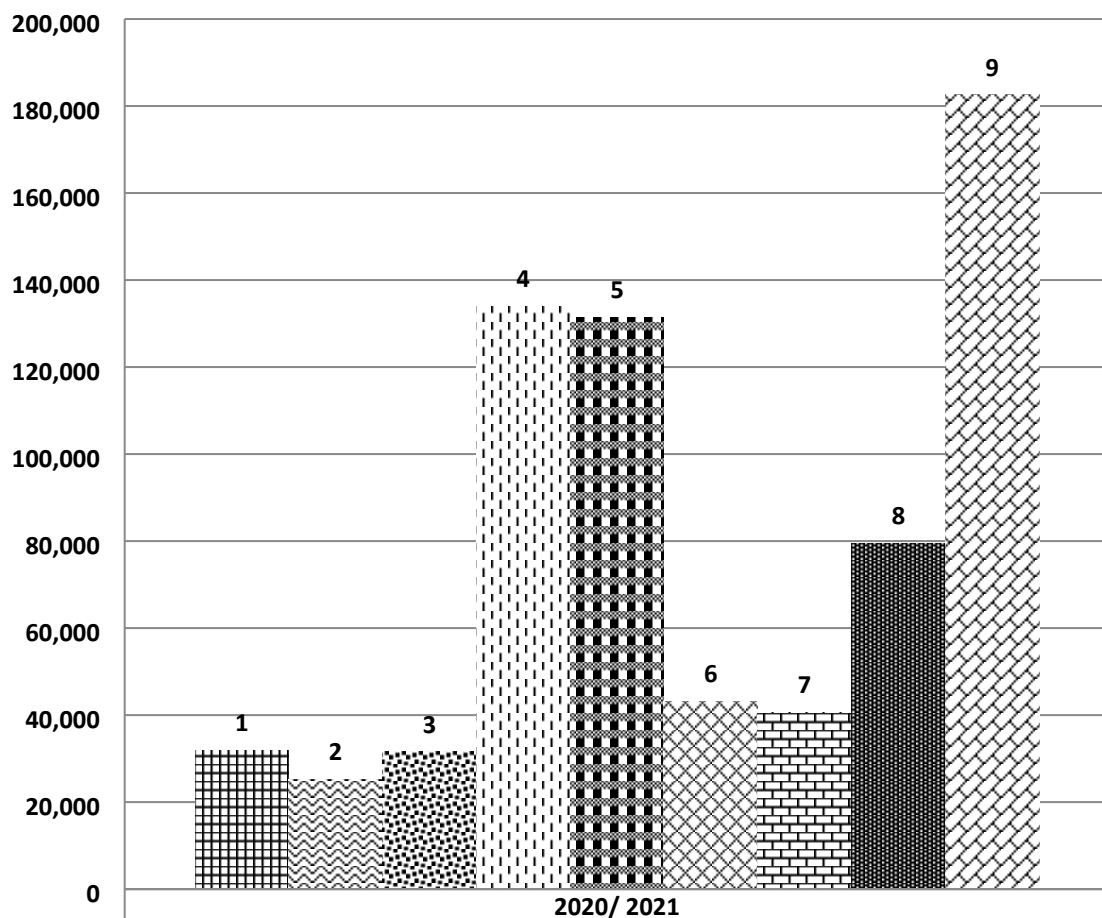
---

### Total Website Figures 2019/ 2020



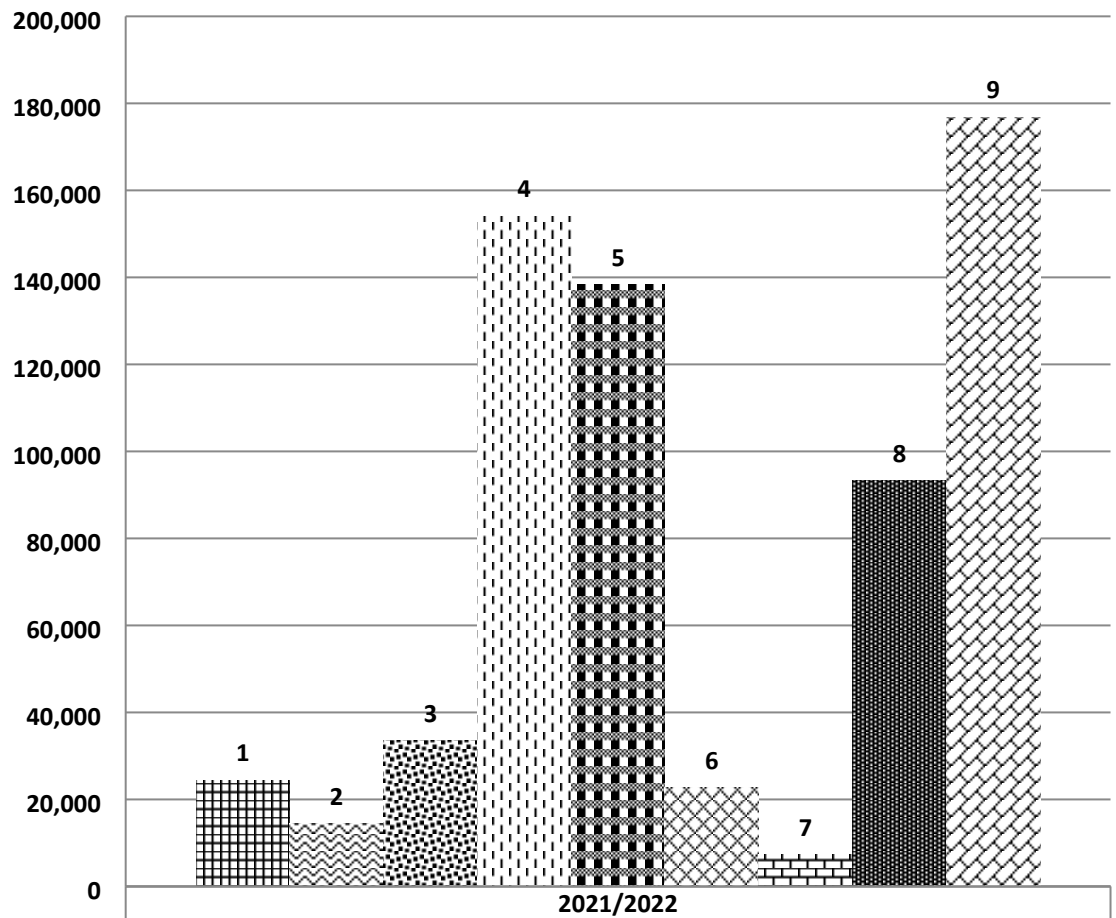
	2019/ 2020
⊞ 1. Benefits	20,933
⊞ 2. Building Control	21,156
⊞ 3. Car Parks	47,713
⊞ 4. Cleansing	114,129
⊞ 5. Council Tax	60,766
⊞ 6. Elections	78,339
⊞ 7. Environmental Health	43,668
⊞ 8. Housing	90,026
⊞ 9. Planning	211,111

## Total Website Figures 2020/2021



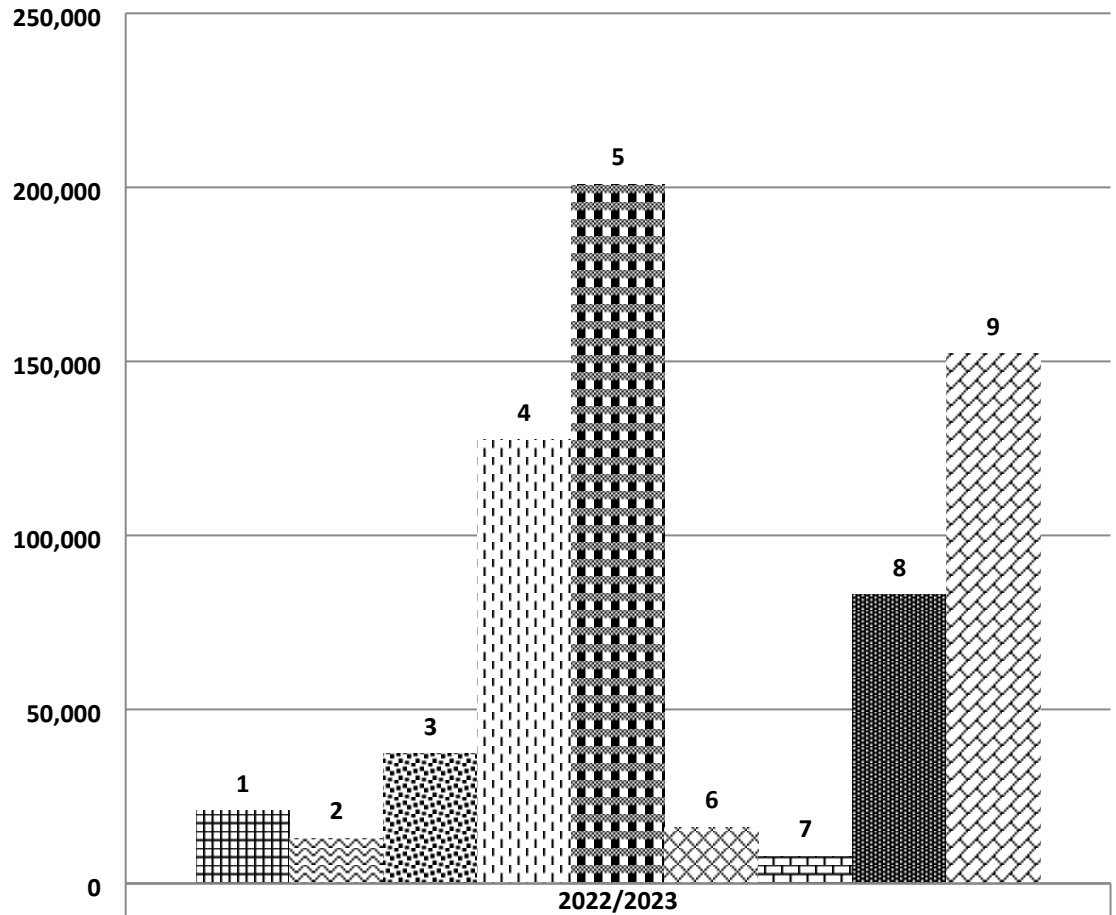
Category	2020/ 2021
1. Benefits	31,870
2. Building Control	25,227
3. Car Parks	31,548
4. Cleansing	133,949
5. Council Tax	131,369
6. Elections	43,227
7. Environmental Health	40,651
8. Housing	79,522
9. Planning	182,570

## Total Website Figures 2021/2022



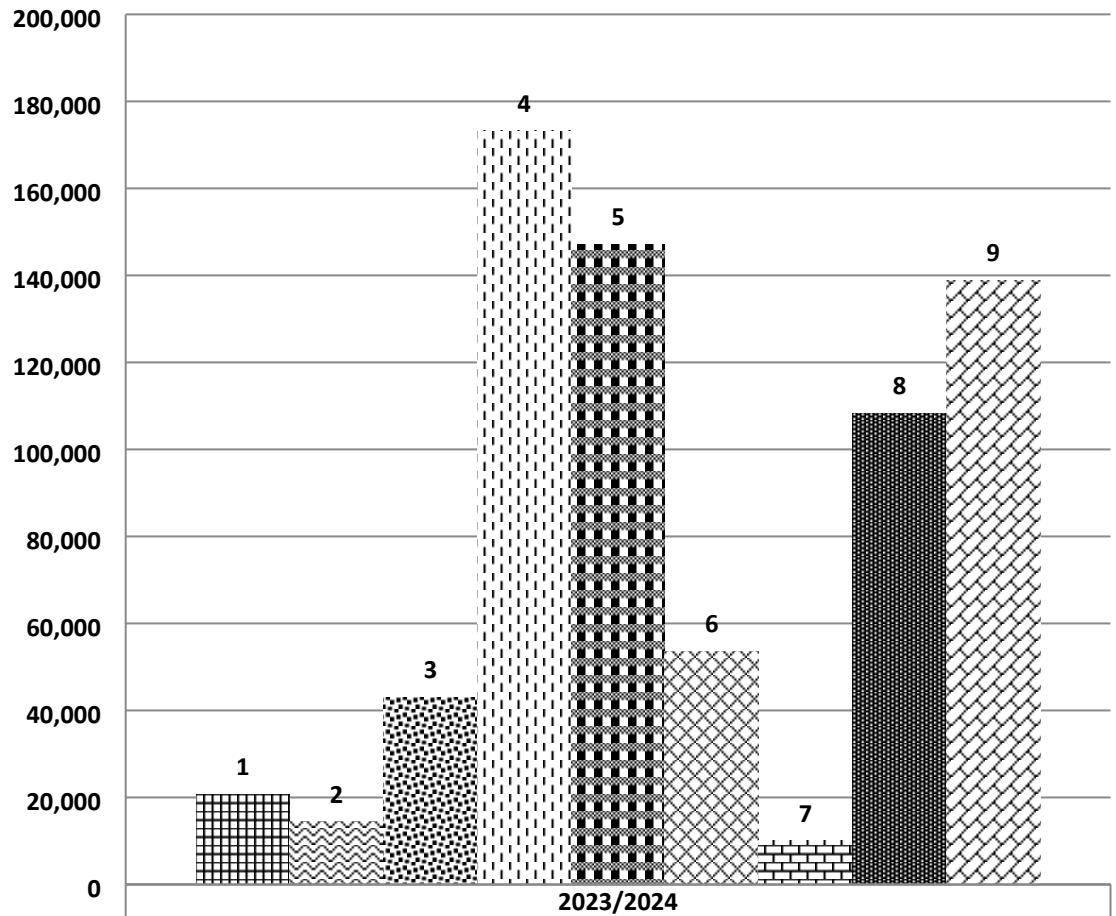
	2021/2022
▣ 1. Benefits	24,371
⊠ 2. Building Control	14,418
⊞ 3. Car Parks	33,434
▤ 4. Cleansing	153,982
▨ 5. Council Tax	138,292
○ 6. Elections	22,685
⊞ 7. Environmental Health	7,262
▨ 8. Housing	93,250
✕ 9. Planning	176,813

## Total Website Figures 2022/2023



	2022/2023
▣ 1. Benefits	20,820
⊠ 2. Building Control	13,051
⊞ 3. Car Parks	37,202
▤ 4. Cleansing	127,501
▨ 5. Council Tax	200,915
○ 6. Elections	16,153
⊞ 7. Environmental Health	7,742
▨ 8. Housing	82,900
✕ 9. Planning	152,178

## Total Website Figures 2023/2024



⊞ 1. Benefits	20,783
⊞ 2. Building Control	14,417
⊞ 3. Car Parks	43,000
⊞ 4. Cleansing	173,251
⊞ 5. Council Tax	147,204
⊞ 6. Elections	53,637
⊞ 7. Environmental Health	9,999
⊞ 8. Housing	108,279
⊞ 9. Planning	138,912

1. These figures are the total hits to our Arun website, relating to the service areas Customer Services handle.